

Tub4Two - O2SA3260-L, O2SA3260R

Actual Size: 32x60x42
Seat Width: 19/22 inches
Shipping Size: 34x62x50
Shipping Weight: 325 lbs.
Net Weight: 230 lbs.

Water Capacity: 100 gal
Occupied: 65-85 gal
Drainage Time: +/- 120 sec at
ideal in home plumbing
conditions

Included Features

1. Acrylic Tub Shell:
 - Gloss White Finish
 - Fiberglass Gelcoat Reinforced
2. Stainless Steel Frame with Adjustable Leveling Legs
3. Plastic composite tempered glass L-shape outward swing door with a 3 latch gear and shaft door mechanism
4. Two (2) front and one (1) end reversible removable access panel

Floor Drains

Two (2) 2" PVC T-type two (2) outlet drain with two (2) endcaps
Two (2) overflows and cable operated openers with extended handles for easier grip in chrome finish

Jetting Options

1. Hydro Massage System
 - 1st Hydro Massage Pump 8.1AMP 900W (Foot Massage)
 - 2nd Hydro Massage Pump 8.1AMP 900W (Upper Jets)
 - Hydro massage intensity dial air control
 - In-line water heater 9AMP 1000W
 - Ozone Sterilization
 - 14 jets
 - On/Off push control
2. Air Massage System
 - Air Massage Pump 4.5AMP 486W
 - 3 Speed Pump
 - Autopurge (Activates 20 minutes after pump shutdown)
 - 16 jets
 - On/Off push control
3. MicroBubble Therapy System
 - 1HP Pump 10AMP 1200W
 - Pressure Vessel
 - On/Off Push Control

Note: LED Chromatherapy Light .04AMP with On/Off push control comes included with the following packages: Dual (hydro + air), Hydro + Micro.

Available Packages

1. Dual Jetting (Air + Hydro) + LED Chromatherapy
2. Dual Jetting (Air + Hydro) + Microbubble + LED Chromatherapy
2. Hydro Massage (No LED)
3. Hydro Massage + Microbubble + LED Chromatherapy
4. Microbubble Therapy (No LED)
5. Soaking (No LED)

Optional Features

1. Heated Seat and Backrest 4AMP 470W
2. Aromatherapy
3. Digital Controller

Faucet Options

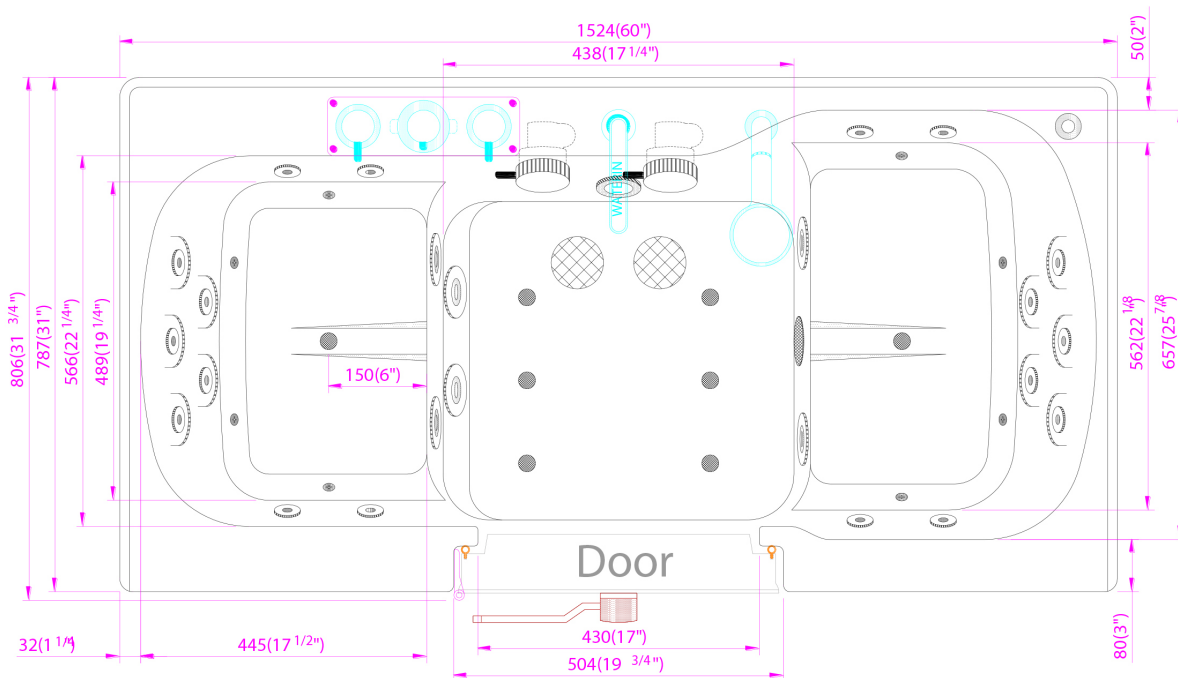
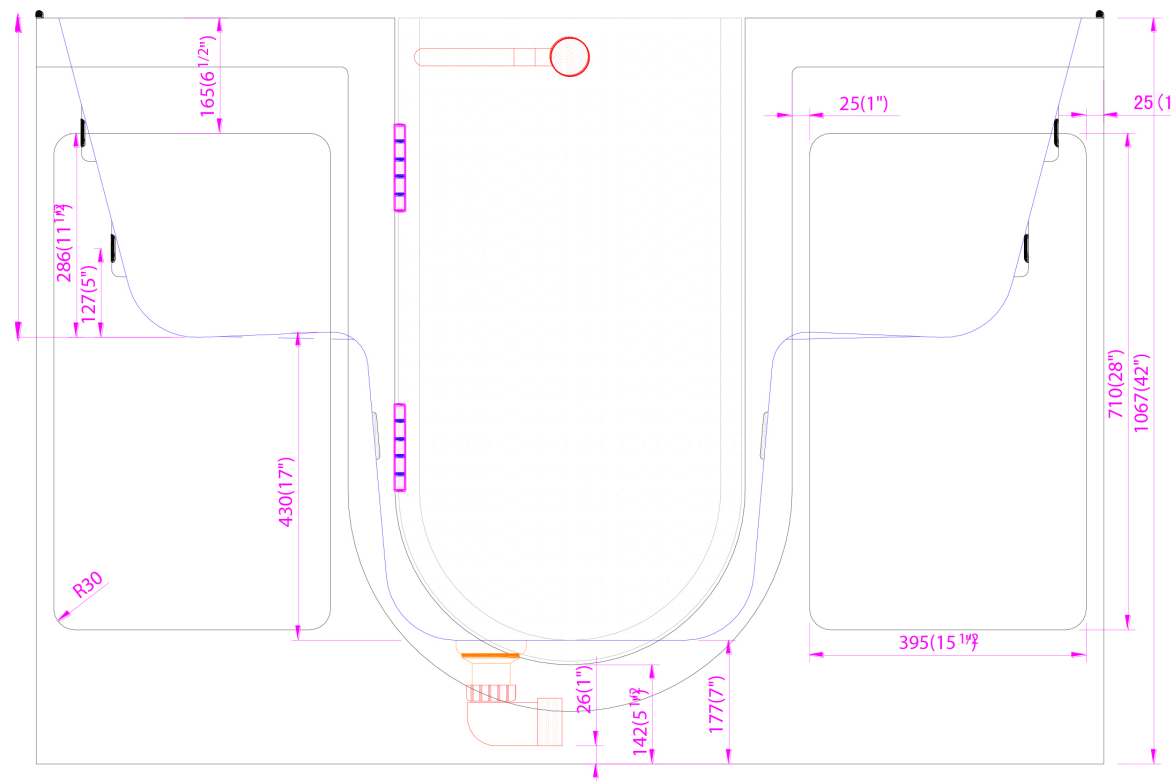
1. Five-Piece Fast Fill Faucet Set
 - Up to 18 GPM @ 60 PSI at ideal in home plumbing conditions
 - Two (2) 5' Supply lines with 3/4" connectors
 - Pull out, hand held, chrome plated hand shower with 5 ft. retractable stainless steel braided hose
2. Two-Piece Fast Fill Faucet Set
 - Up to 16 GPM @ 60 PSI at ideal in home plumbing conditions
 - Two (2) 5' Supply lines with 3/4" connectors
 - Pull out, hand held, chrome plated hand shower with 5 ft. retractable stainless steel braided hose

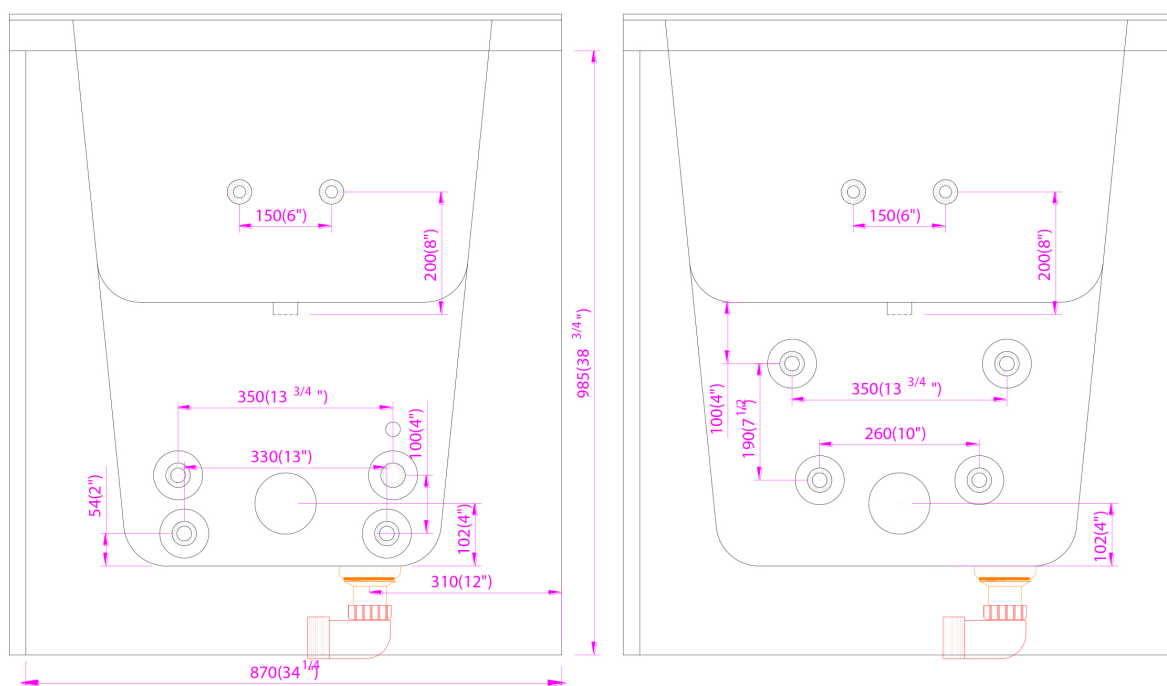
Warranty

- Lifetime limited* warranty on shell, frame, door and parts to original purchaser
- Labor or installation is not covered – please refer to Ella warranty certificate
- Thermostatic control valve faucet is covered for 1 year due to water quality
- Non-Ella brand faucets covered under manufacturers original warranty

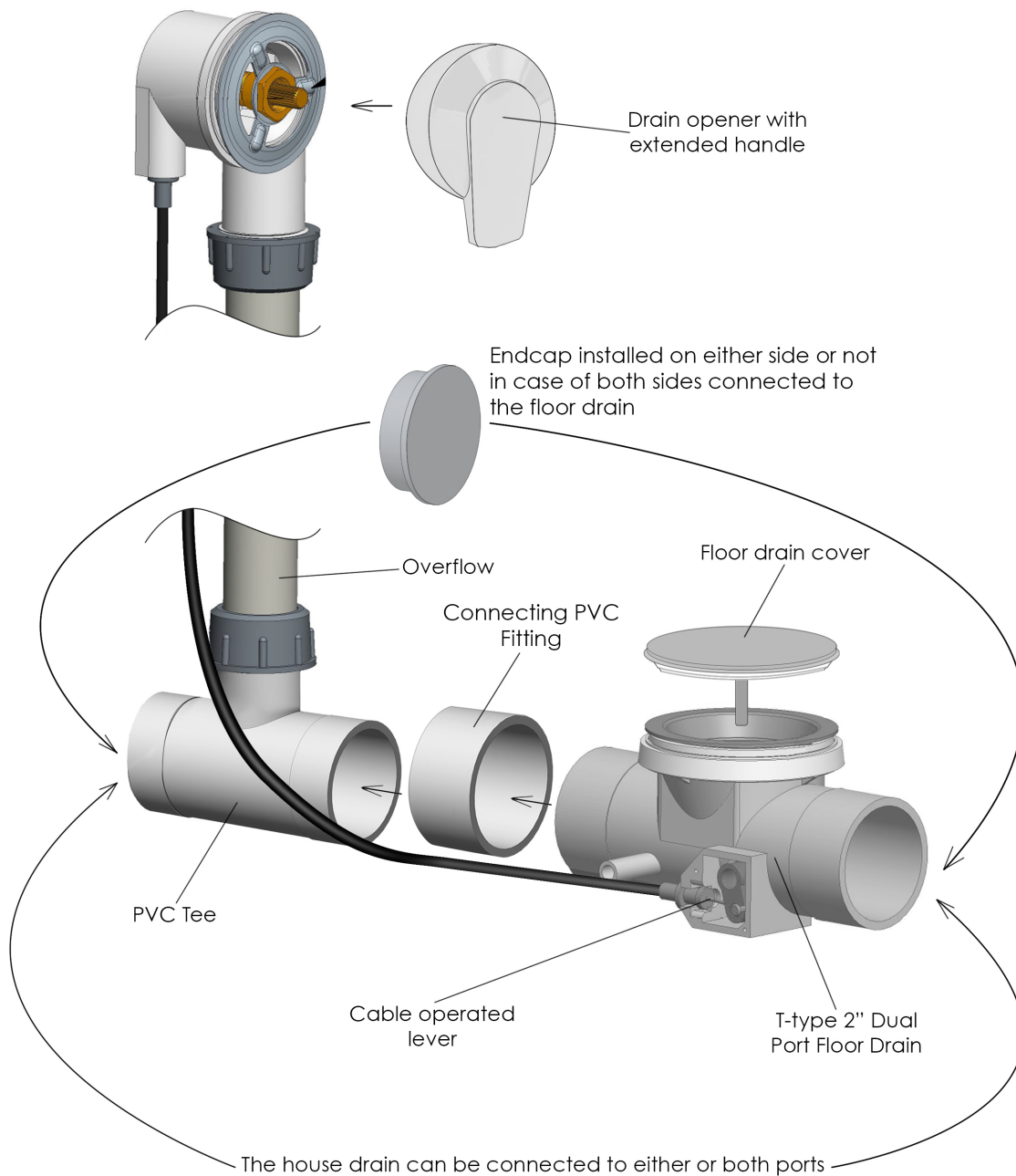
Electrical Requirements:

Dedicated GFCI protected electrical line/s required.





Dual Drain - two (2) independent floor drains



Ella 5 Piece 3/4" Fast Fill Faucet with Pull Out Hand Mixer

DESCRIPTION

- Spout - brass chrome finish
- Diverter 3/4" - brass chrome finish
- Hot and cold 3/4" valve - brass chrome finish
- Two (2) water supply lines with 3/4" connectors - 5' long, stainless steel braided
- Handheld shower mixer - PVC chrome finish
- Pull out hand mixer hose - stainless steel braided in chrome finish

Flow

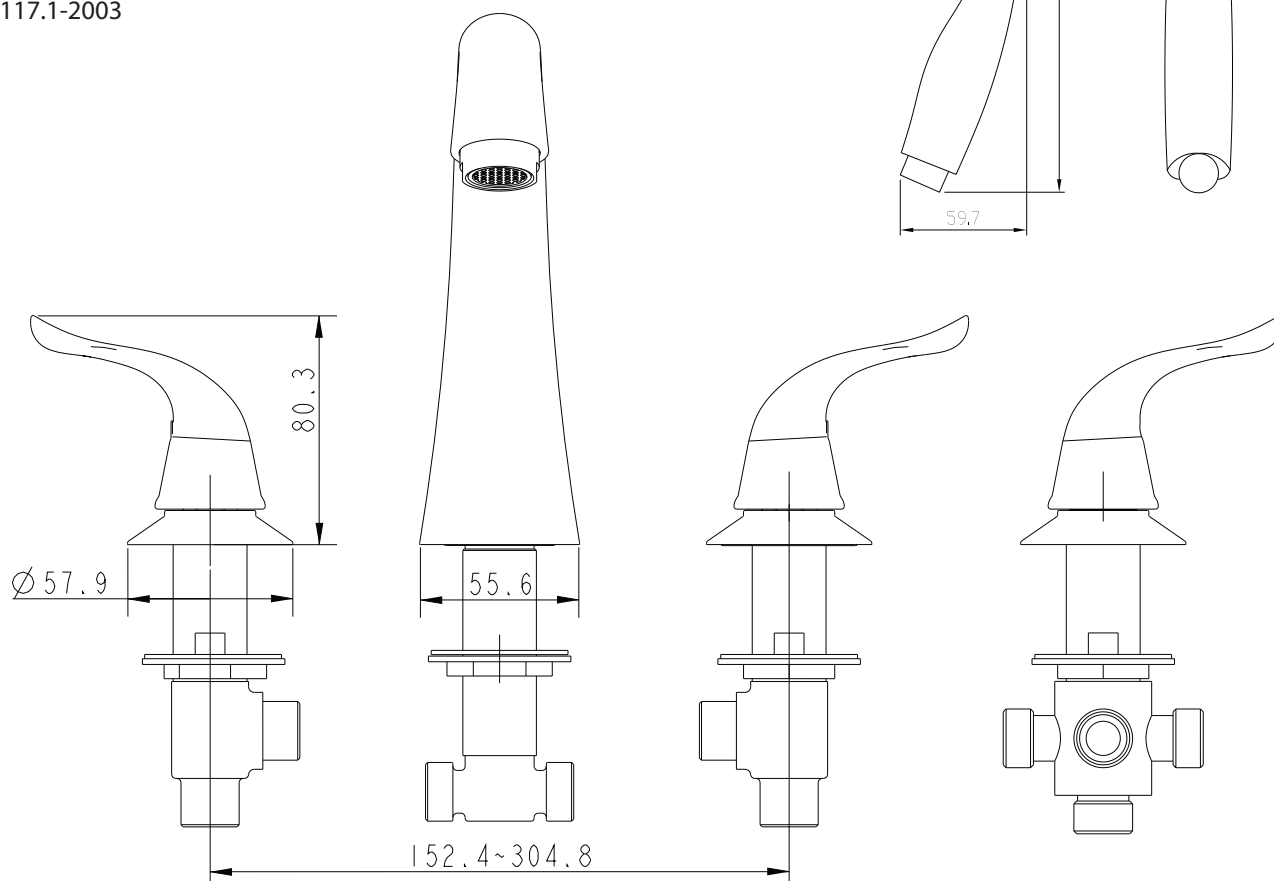
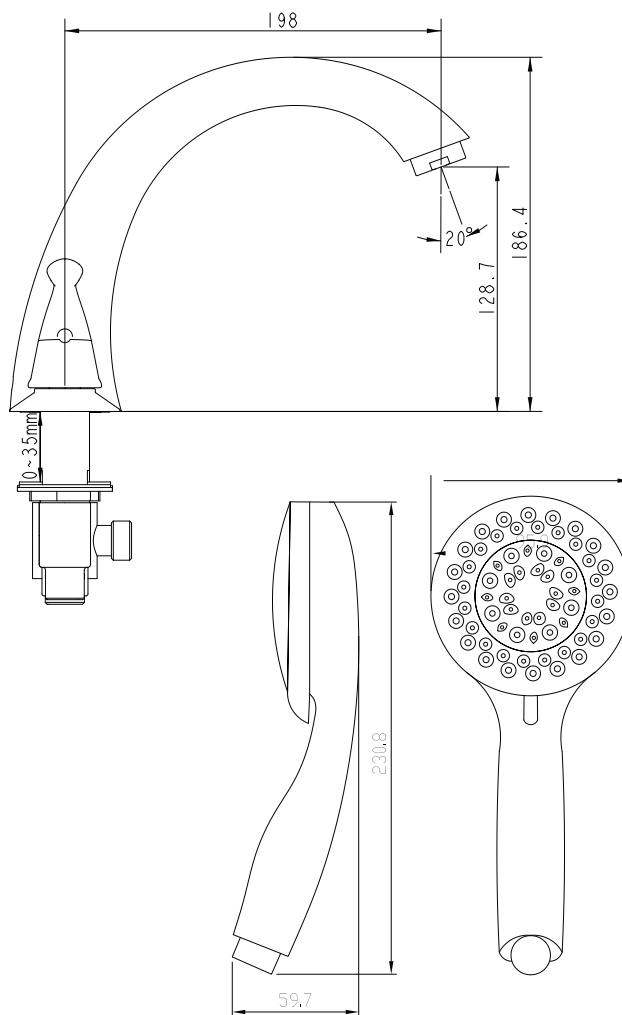
- Faucet - up to 18GPM
- Handheld shower mixer - up to 2GPM

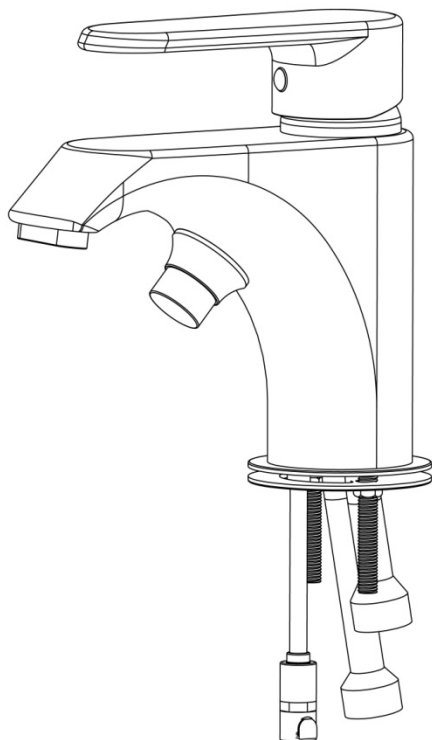
Cartridge

- 40mm and 3/4" outlet high flow cartridge design
- Nonmetallic, nonferrous and stainless-steel material

Standards

Certified to meet
ASME A112.18.1-2012/CSA B125.1-12 ICC/
ANSI A117.1-2003





DESCRIPTION

- Spout with diverter – brass chrome finish
- Single lever high flow valve - brass chrome finish
- Includes 5 option adjustable hand shower mixer - PVC chrome finish
- Pull out hand mixer hose stainless steel braided in chrome finish
- Two (2) water supply lines with 3/4" IPS connectors, 5' long - stainless steel braided

G.W: 7.75 kg / 17 lbs.

NOTE: THIS FAUCET IS DESIGNED TO BE
INSTALLED THRU:

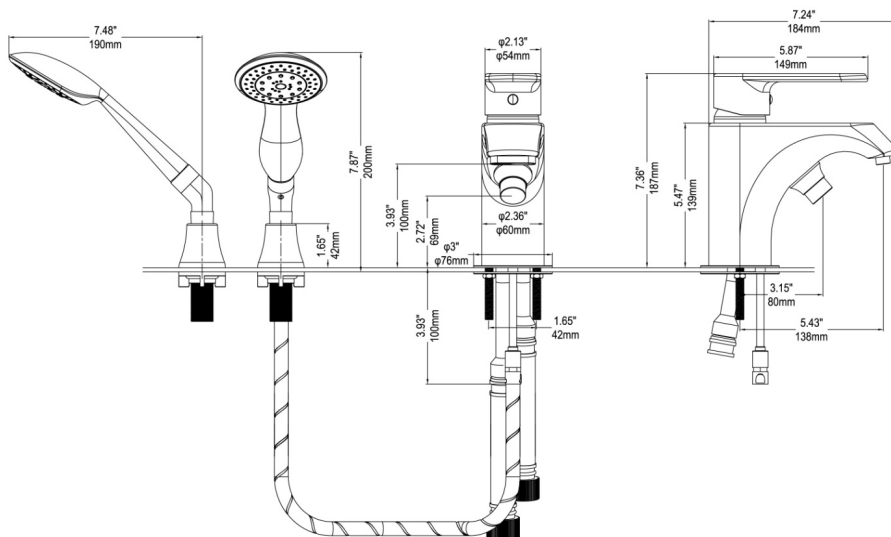
- 2-1/2" DIA. HOLE FOR FAUCET
- 1/3" DIA. HOLE FOR MOUNTING RODS
- 7/8" DIA. HOLE FOR HAND SHOWER

OPERATION

- Pivot action lever style handle
- Temperature controlled through 180° degree arc of handle travel

FLOW

- Faucet – up to 18GPM
- Handheld shower mixer – up to 2GPM



CARTRIDGE

- 40mm high flow cartridge design
- Nonmetallic/nonferrous and stainless steel material

STANDARDS

- Third party certified to meet: CSA B-125.1, ASME A112.18.1, ICC 117.1 and all applicable requirements referenced therein
- Certified to ANSI/NSF 61/9
- ADA for lever handle
- IAPMO R&T UPC certified